




# AMERICANA

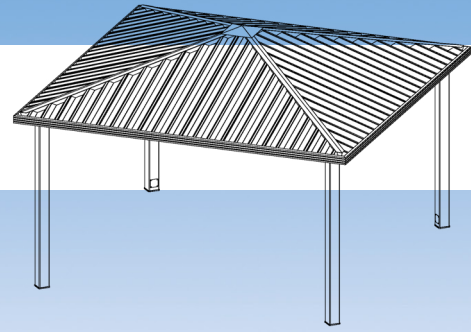
## OUTDOORS

Elements for Life *Outside*®



www.AMERICANA.com

# Hip Roof Shelters



## Mojave Series

The Mojave shelters offer sleek, dependable coverage in any outdoor setting. Designed with simplicity in mind by our expert engineers, these shelters seamlessly integrate into a variety of projects.

**Sizes:** 12x12' minimum, extended sizes up to 40x60'.

**Roof Pitch:** Standard 4/12.

**Optional Roof Pitch:** 6/12.

**Structure:** Four sided pre-fabricated, powder coated steel frame.

**Frame:** Tubular Steel.

**Standard Roof System:**

36" Galvalume "R" panel with Aluminum Edge Trim, or Optional Gutter.

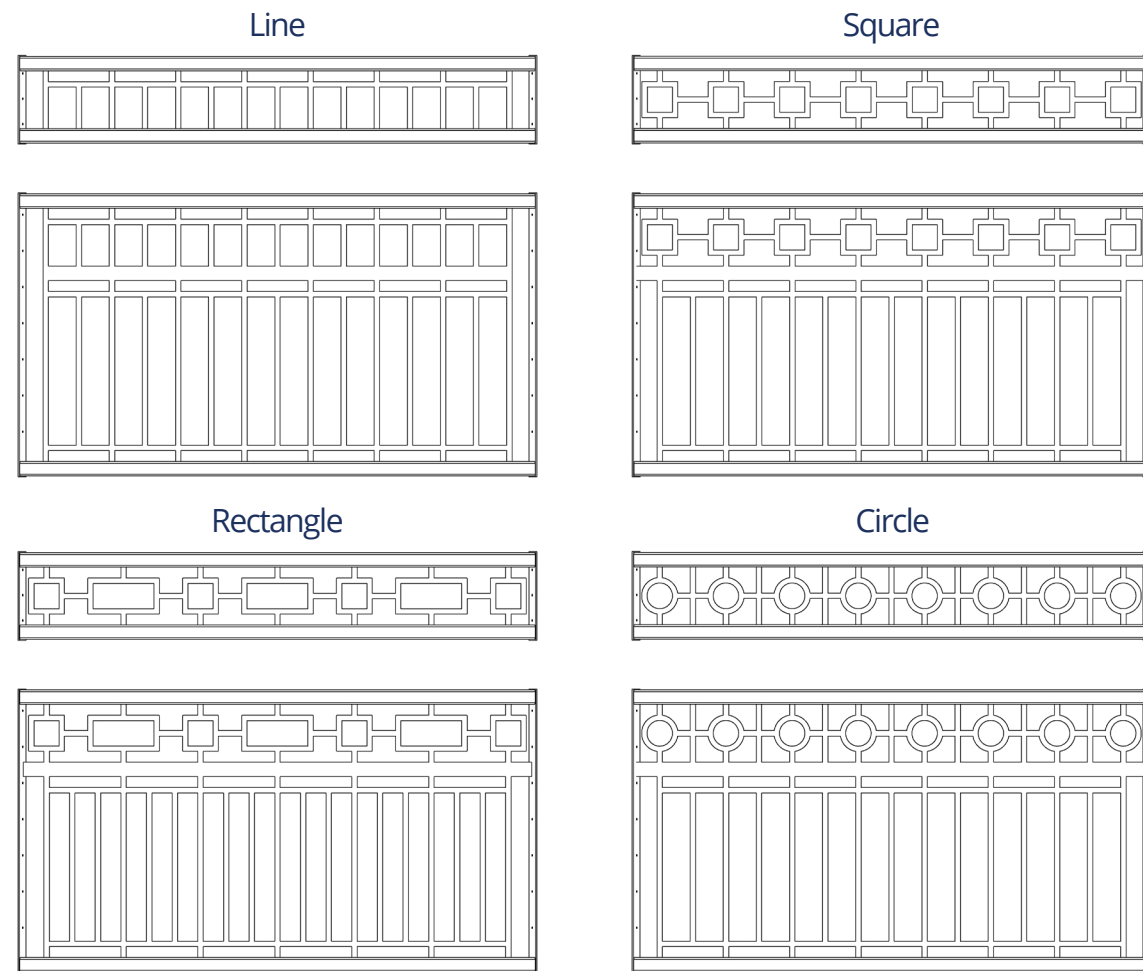
**Add-On Accessories:** Cupola, double tier roof, dutch hip roof, steel railing.





## Railing Options

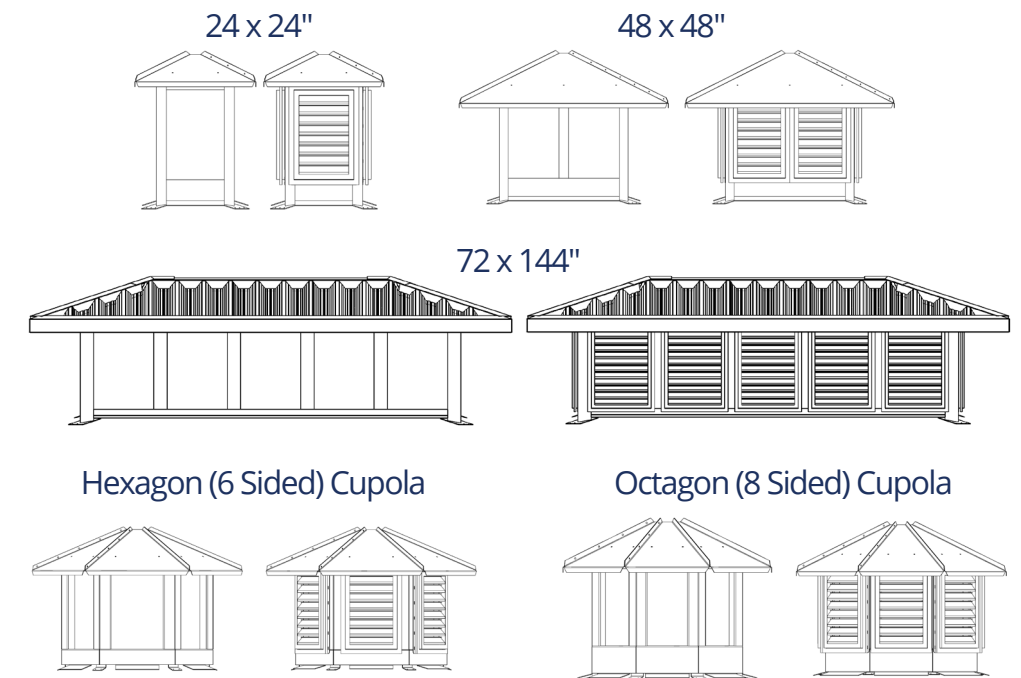
Railings are a great way to add a unique touch to your structure and can be incorporated into most designs. There are several standard designs available, inspired by common architectural styles, and customized designs are available to suit your project's needs. Top Railings are 12" tall, Bottom Railings are 42" tall, made from 3/16" thick steel.



## Cupola, Clerestory, & Gable Options

Our Cupolas, Clerestories, & Gables are designed to add natural light, ventilation, and a touch of elegance to your shelter. The Cupolas come standard with an Open design, or an optional Louvered panel. We also offer a fully customizable, laser cut panel option for the Cupolas, Clerestories, & Gables. Which is ideal for displaying logos, affiliations, or project sponsors.

### Cupola Options



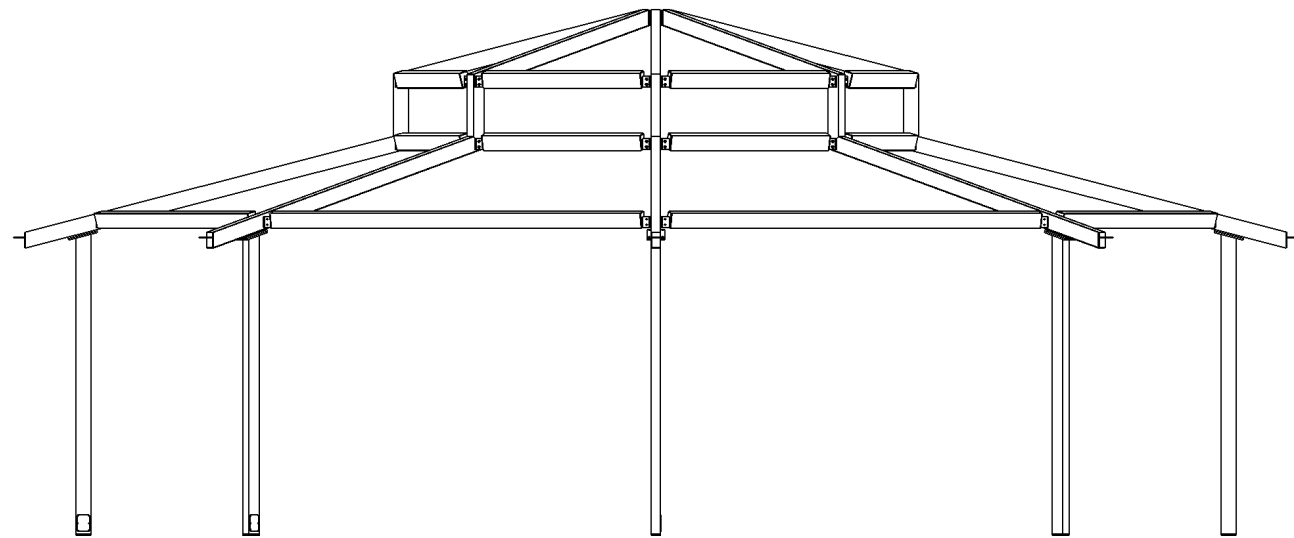
### Clerestory & Gable Examples



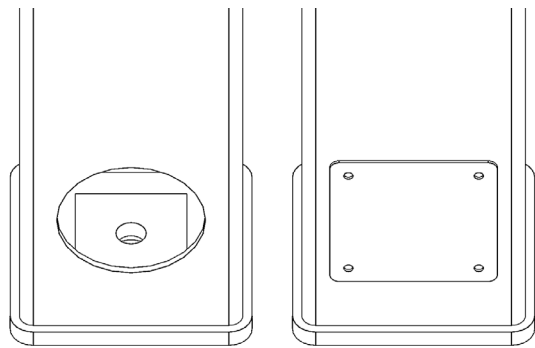


## Frame & Post Style

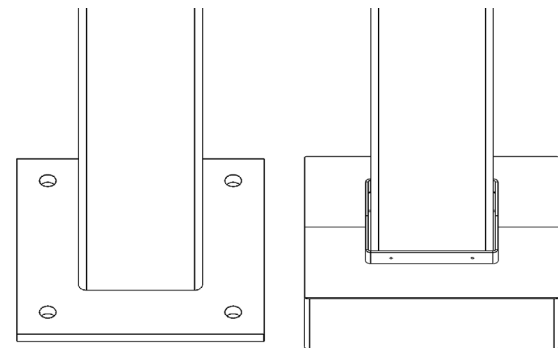
Americana Shelters feature American-made steel tubular frames, pre-drilled for easy bolt-together assembly, and detailed instructions that reduce installation costs. Fasteners are zinc-plated, galvanized, or stainless steel to prevent rust and stains.



## Standard Post Base Plate Connections



Internal Anchor Bolt with Cover Plate



External Anchor Bolts with Optional Cover

## Roof Panel Colors & Options

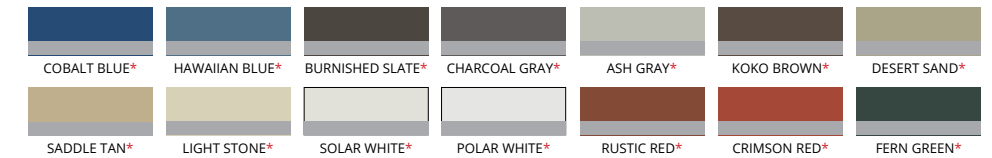
We take great pride in producing a majority of our roof panel options in-house, which gives us complete control over the quality and production schedule. By doing so, we are able to provide our customers with top-notch products while also passing on cost savings.

### 36" Galvalume® 26 Gauge "R" Panel



Coverage Width - 36"  
Minimum Slope - 1/2:12  
Gauge - 26  
Finish - Smooth  
Coatings - Siliconized Polyester  
Rib Spacing - 12" on center  
Rib Height - 1-1/4"

Compatible with all model shelters except for Meramec, Colonial & Pergola



\*Colors containing asterisks have a wash coat bottom side\*

### Features:

Flush fit for a cleaner, sleeker appearance.  
—  
Designed to deter bird roosting.  
—  
Edge trim is included for a simple & flawless finish.



PO Box 1290, Salem IL 62881  
 1-800-851-0865, Fax: 1-618-548-2890  
 Sales@Americana.com  
 www.Americana.com

## Frame & Fabric Color Options

Our Americana Industrial Coatings division enables us to powdercoat all of our products in-house, setting us apart from our competitors. This grants us complete authority over pricing, quality, and production times, allowing us to transfer these benefits to our customers.

### Super Durable Frame Color Options

205 ORANGE RAL 2004	215 YELLOW	220 RAVEN (TEXTURED)	235 NAVY BLUE RAL 5003	240 ROYAL BLUE RAL 5005	242 SKY BLUE RAL 5015
245 CAST BRONZE RAL 8019	265 HUNTER GREEN RAL 6005	270 QUARTZ GRAY RAL 7039	275 SLATE GRAY	285 RED RAL 3001	290 SILVER
815 ASH GRAY	820 CHARCOAL GRAY	840 COLONIAL RED	865 LIGHT GREEN		

### Super Durable & Anti Graffiti Frame Color Options

510 BLACK	515 REGAL BLUE	520 BRONZE	525 BROWN	530 CLAY	535 IVORY
540 TAN	545 TERRA COTTA	550 WHITE	555 DARK GREEN		

