



*Protective Outdoor Shade & Shelter
Products Since 1947*



WWW.AMERICANA.COM

SINCE 1947, AMERICANA BUILDING PRODUCTS HAS MANUFACTURED PRODUCTS THAT SHADE AND PROTECT FROM THE WEATHER. WE ARE PROUD OF OUR PEOPLE, PRODUCTS, SERVICES AND INNOVATIVE "FIRSTS".

FIRST TO OFFER POWDER COATING AS A STANDARD
FIRST TO INTRODUCE AN "ANTI-GRAFFITI" FINISH
FIRST TO UTILIZE STRUCTURAL ROOF PANELS
FIRST TO MANUFACTURE WITH EXTRUDED FASCIA, GUTTER AND RIDGE CAPS
FIRST TO OFFER SUPER DURABLE POWDER COAT FINISH AS STANDARD

AMERICANA IS LOCATED IN SOUTHERN ILLINOIS, PROVIDING EASY AND COST-EFFECTIVE SHIPPING TO MOST LOCATIONS NATIONWIDE. WE DESIGN AND MANUFACTURE OUR RECREATIONAL SHELTERS FOR DURABILITY, SIMPLE INSTALLATION AND LOW MAINTENANCE COSTS ALLOWING OUR CUSTOMERS TO MAXIMIZE FAMILY AND GROUP USE.



SALES & INSTALLATION SUPPORT

- DESIGN AND ENGINEERING SUPPORT AND DOCUMENTATION TO SATISFY LOCAL REQUIREMENTS: HEAVY SNOW, SEISMIC, HIGH WINDS, HAIL, CUSTOM DESIGNS & SIZES.
- AVERAGE STANDARD LEAD TIMES ARE 6-8 WEEKS FROM RECEIPT OF APPROVED ORDER. LEAD TIMES MAY VARY ON DESIGN CRITERIA.
- INSTALLATION AND SALES SUPPORT AVAILABLE M-F (8AM-5PM) CENTRAL STANDARD TIME.
- SINCE AMERICANA IS A CUSTOM MANUFACTURER, NON-STANDARD ITEMS ARE ROUTINELY FABRICATED WITH NO DELAYS. MINIMAL EXTRA CHARGES MAY BE INCURRED FOR ENGINEERING.

INDEX

HIP ROOF STRUCTURES

NAVAJO SERIES.....4-5

GABLE ROOF STRUCTURES

ILLINI SERIES.....6-7

MERAMEC SERIES.....8-9

COLONIAL SERIES.....10-11

GAZEBOS

APACHE SERIES.....12-13

AZTEC SERIES.....14-15

SMALL SHADE STRUCTURES

CHEROKEE SERIES.....16-17

ALGONQUIN SERIES.....18-19

SUNSHADE STRUCTURES

PERGOLAS.....20-21

FABRIC SUNSHADES.....22-23

WALKWAY & ENTRYWAY COVERS

WALKWAYS.....24-25

ENTRYWAY COVERS.....26-27

SPORTS STRUCTURES

SHAWNEE SERIES.....28-29

INFORMATION


ACCESSORIES & OPTIONS.....30-31

SITE FURNISHINGS.....32-33

FINISHES & WARRANTY.....34

ROOF PANELS & COLOR OPTIONS....35

HIP ROOF SHELTERS



DOUBLE TIER NAVAJO WITH LOUVERED CUPOLA

NAVAJO

PRODUCT FEATURES

- PRE-FABRICATED, ANTI-GRAFFITI POWDER COATED STEEL FRAME IS FOUR SIDED.
- TUBULAR FRAME OR C CHANNEL FRAME
- EXTRUDED ALUMINUM GUTTERS ARE STANDARD, EXCEPT ON WOOD ROOFS
- STRUCTURAL, INTERLOCKING ROOF PANELS FOR SUPERIOR STRENGTH AND LESS SUPPORTS
- 24" WIDE "W" DESIGN IN HIGH STRENGTH ALUMINUM, OR GALVALUME
- OPTIONAL: 8" WIDE FLAT PANEL DESIGN IN RECYCLED ALUMINUM
- OPTIONAL: 3" SANDWICH PANEL
- OPTIONAL: TONGUE AND GROOVE WOOD

DESIGN OPTIONS


- CUPOLA
- DOUBLE TIER ROOF
- DUTCH HIP ROOF
- ALUMINUM RAILING
- 6/12 ROOF PITCH

NEW!

MOHAVE

PRODUCT FEATURES

- PRE-FABRICATED, ANTI-GRAFFITI POWDER COATED STEEL FRAME IS FOUR SIDED.
- TUBULAR FRAME
- STRUCTURAL, INTERLOCKING ROOF PANELS FOR SUPERIOR STRENGTH AND LESS SUPPORTS
- 24" WIDE "W" DESIGN IN HIGH STRENGTH ALUMINUM, OR GALVALUME
- OPTIONAL: 8" WIDE FLAT PANEL DESIGN IN RECYCLED ALUMINUM
- OPTIONAL: TONGUE AND GROOVE WOOD



DOUBLE TIER NAVAJO WITH CUPOLA AND CLASSIC RAIL



MOHAVE, GUTTERLESS

HIP ROOF SHELTERS



DESIGN OPTIONS

OPTIONAL RAILING ALSO AVAILABLE
ON ALL NAVAJO MODELS



GABLE ROOF SHELTERS



ILLINI

PRODUCT FEATURES

- PRE-FABRICATED, ANTI-GRAFFITI POWDER COATED TUBULAR STEEL FRAME
- EXTRUDED ALUMINUM GUTTERS ARE STANDARD, EXCEPT ON WOOD ROOFS
- STRUCTURAL, INTERLOCKING ROOF PANELS FOR SUPERIOR STRENGTH AND LESS SUPPORTS
- 24" WIDE "W" DESIGN IN HIGH STRENGTH ALUMINUM, OR GALVALUME
- OPTIONAL: 8" WIDE FLAT PANEL DESIGN IN RECYCLED ALUMINUM
- OPTIONAL: 3" SANDWICH PANEL
- OPTIONAL: TONGUE AND GROOVE WOOD WITH SHINGLES

DESIGN OPTIONS

- ALUMINUM RAILING
- 6/12 ROOF PITCH





GABLE ROOF SHELTERS



DESIGN OPTIONS

OPTIONAL RAILING ALSO AVAILABLE
ON ALL ILLINI MODELS



GABLE ROOF SHELTERS



MERAMEC TUBULAR FRAME

MERAMEC

PRODUCT FEATURES

- PRE-FABRICATED, ANTI-GRAFFITI POWDER COATED TUBULAR OR "C" CHANNEL STEEL FRAME
- EXTRUDED ALUMINUM GUTTERS ARE STANDARD, EXCEPT ON WOOD ROOFS
- STRUCTURAL, INTERLOCKING ROOF PANELS FOR SUPERIOR STRENGTH AND LESS SUPPORTS
- 24" WIDE "W" DESIGN IN HIGH STRENGTH ALUMINUM, OR GALVALUME
- OPTIONAL: TONGUE AND GROOVE WOOD WITH SHINGLES

DESIGN OPTIONS

- ALUMINUM RAILING

**Most Economical
Shelter in the
Industry!**



MERAMEC TUBULAR FRAME



MERAMEC TUBULAR FRAME

GABLE ROOF SHELTERS



MERAMEC TUBULAR FRAME

DESIGN OPTIONS

OPTIONAL RAILING ALSO AVAILABLE
ON ALL MERAMEC MODELS



MERAMEC "C" CHANNEL FRAME



GABLE ROOF SHELTERS



COLONIAL WITH GABLE FILL

COLONIAL

PRODUCT FEATURES

- PRE-FABRICATED, ANTI-GRAFFITI POWDER COATED ALUMINUM COMPONENTS
- EXTRUDED ALUMINUM GUTTER, PURLINS AND RIDGE BEAMS ARE STANDARD
- ALUMINUM GABLE FILL KIT IS INCLUDED
- STRUCTURAL, INTERLOCKING ROOF PANELS FOR SUPERIOR STRENGTH AND LESS SUPPORTS
- 24" WIDE "W" DESIGN IN HIGH STRENGTH ALUMINUM
- OPTIONAL: 8" WIDE FLAT PANEL DESIGN IN RECYCLED ALUMINUM
- OPTIONAL: 3" SANDWICH PANEL

DESIGN OPTIONS

- ALUMINUM RAILING

All Aluminum Shelter!



COLONIAL



COLONIAL ENTRY WAY WITH GABLE FILL

GABLE ROOF SHELTERS



COLONIAL

DESIGN OPTIONS
OPTIONAL RAILING ALSO AVAILABLE
ON ALL COLONIAL MODELS



COLONIAL WITH GABLE FILL



GAZEBO SHELTERS



APACHE WITH CUPOLA

APACHE

PRODUCT FEATURES

- PRE-FABRICATED, ANTI-GRAFFITI POWDER COATED STEEL FRAMES ARE TUBULAR
- EXTRUDED ALUMINUM GUTTERS SENT ON STANDARD MODEL & MOST ROOF OPTIONS.
- STRUCTURAL, INTERLOCKING ROOF PANELS FOR SUPERIOR STRENGTH AND LESS SUPPORTS
- 24" WIDE "W" DESIGN IN HIGH STRENGTH ALUMINUM, OR GALVALUME®
- OPTIONAL: 8" WIDE FLAT PANEL DESIGN IN RECYCLED ALUMINUM
- OPTIONAL: 3" SANDWICH PANEL
- OPTIONAL: 18" WIDE STANDING SEAM PANEL IN GALVALUME®
- OPTIONAL: TONGUE AND GROOVE WOOD WITH SHINGLES

DESIGN OPTIONS

- CUPOLA
- DOUBLE TIER ROOF
- ALUMINUM RAILING
- BENCH
- 6/12 ROOF PITCH



APACHE



APACHE WITH CUPOLA AND CLASSIC RAILING

GAZEBO SHELTERS



ONE POST APACHE

DESIGN OPTIONS

OPTIONAL RAILING ALSO AVAILABLE
ON ALL APACHE MODELS



APACHE

GAZEBO SHELTERS



AZTEC

PRODUCT FEATURES

- PRE-FABRICATED, ANTI-GRAFFITI POWDER COATED STEEL FRAMES ARE TUBULAR
- EXTRUDED ALUMINUM GUTTERS SENT ON STANDARD MODEL & MOST ROOF OPTIONS.
- STRUCTURAL, INTERLOCKING ROOF PANELS FOR SUPERIOR STRENGTH AND LESS SUPPORTS
- 24" WIDE "W" DESIGN IN HIGH STRENGTH ALUMINUM, OR GALVALUME®
- OPTIONAL: 8" WIDE FLAT PANEL DESIGN IN RECYCLED ALUMINUM
- OPTIONAL: 3" SANDWICH PANEL
- OPTIONAL: 18" WIDE STANDING SEAM PANEL IN GALVALUME®
- OPTIONAL: TONGUE AND GROOVE WOOD WITH SHINGLES

DESIGN OPTIONS

- CUPOLA
- DOUBLE TIER ROOF
- 6/12 ROOF PITCH
- ALUMINUM RAILING
- BENCH



GAZEBO SHELTERS



DOUBLE TIER AZTEC, WITH CUPOLA AND CLASSIC RAILING



DOUBLE TIER AZTEC

DESIGN OPTIONS

OPTIONAL RAILING ALSO AVAILABLE
ON ALL AZTEC MODELS



SMALL SHADE STRUCTURES



CHEROKEE

CHEROKEE

PRODUCT FEATURES

- PRE-FABRICATED, ANTI-GRAFFITI POWDER COATED STEEL FRAME WITH ONLY 2 POSTS
- GABLE ROOF
- HIP ROOF
- EXTRUDED ALUMINUM GUTTERS SENT ON STANDARD MODEL & MOST ROOF OPTIONS.
- STRUCTURAL, INTERLOCKING ROOF PANELS FOR SUPERIOR STRENGTH AND LESS SUPPORTS
- 24" WIDE "W" DESIGN IN HIGH STRENGTH ALUMINUM OR GALVALUME®
- OPTIONAL: 8" WIDE FLAT PANEL DESIGN IN RECYCLED ALUMINUM
- OPTIONAL: 18" WIDE STANDING SEAM PANEL IN GALVALUME®

DESIGN OPTIONS

- BULLETIN BOARDS
- BENCH
- TABLE & BENCH
- DOUBLE BENCH



CHEROKEE




CHEROKEE WITH DOUBLE BENCH

SMALL SHADE STRUCTURES



DESIGN OPTIONS
OPTIONAL HIP ROOF ALSO
AVAILABLE



SMALL SHADE STRUCTURES



ALGONQUIN

ALGONQUIN

PRODUCT FEATURES

- PRE-FABRICATED, ANTI-GRAFFITI POWDER COATED ALUMINUM COMPONENTS
- EXTRUDED ALUMINUM GUTTERS ARE STANDARD
- STRUCTURAL, INTERLOCKING ROOF PANELS FOR SUPERIOR STRENGTH AND LESS SUPPORTS
- 24" WIDE "W" DESIGN IN HIGH STRENGTH ALUMINUM
- OPTIONAL: 8" WIDE FLAT PANEL DESIGN IN RECYCLED ALUMINUM
- OPTIONAL: 3" SANDWICH PANEL

DESIGN OPTIONS

- ALUMINUM RAILING

**All Aluminum
Shelter!**



ALGONQUIN ENTRY WAY



ALGONQUIN

SMALL SHADE STRUCTURES



PERGOLAS



PERGOLA, DOUBLE HEADER, SCALLOP ENDS

PERGOLAS

PRODUCT FEATURES

- ALL ALUMINUM CONSTRUCTION PUTS AN END TO WOOD ROT, REPAIR AND MAINTENANCE
- SQUARE LATTICE DESIGN
- 1-1/2" SQUARE WOOD GRAIN LOOK ALUMINUM TUBES 4-1/2" CENTERS 3" OPENING
- 2"x6" RAFTERS, 3"x8" HEADERS OF WOOD GRAIN STYLED ALUMINUM

DESIGN OPTIONS

- CHOICE OF COLUMNS
- FLUTED ROUND ALUMINUM WITH CAP AND BASE
- FLUTED SQUARE ALUMINUM WITH CAP AND BASE
- 3" SQUARE 8' POST WITH 2"x6" WOOD LOOK SIDE POST PLATES
- OPTIONAL CURVED SINGLE OR DOUBLE HEADER BEAMS
- OPTIONAL SIZES AVAILABLE
- OPTIONAL FIBERGLASS COLUMNS AVAILABLE, MUST BE PAINTED



PERGOLA, DOUBLE CURVED HEADER, DELUXE ENDS



PERGOLA, DOUBLE HEADER, SCALLOP ENDS

WHITE

WICKER

ADOBE

AGED
BRONZE


NEW!



STANDARD
END CUT



DELUXE END



SCALLOP END

PERGOLAS



STEEL PERGOLA, ROUND LATTICE



STEEL PERGOLA, ROUND LATTICE

FABRIC SUNSHADES



NAVAJO FABRIC SHELTER

NEW! SHADE SAILS

PRODUCT FEATURES

- PRE-FABRICATED, ANTI-GRAFFITI POWDER COATED STEEL FRAMES ARE TUBULAR
- 100% ROUND HDPE YARN FOR SUPERIOR STRENGTH
- NO RE-TENSIONING AFTER INSTALLATION
- SUPER STRONG WIND RESISTANCE
- MAINTENANCE FREE FABRIC
- OPTIONAL FIRE RESISTANT FABRICS
- 10 YEAR REMOVE AND REPLACE WARRANTY ON FIRE RESISTANT FABRICS, 15 YEAR REMOVE AND REPLACE WARRANTY ON NON FIRE RESISTANT FABRICS
- 9 VIBRANT COLOR CHOICES

DESIGN OPTIONS

- 4 SIDED "NAVAJO" STYLE
- 5 SIDED "APACHE" STYLE
- 6 SIDED "AZTEC" STYLE
- HIP ROOF STYLE SHELTER
- 4 POST "HYPAR" STYLE
- 6 SIDED "CHEROKEE" STYLE
- FULL CANTILEVER "SHAWNEE" STYLE



AZTEC FABRIC SHELTER



APACHE FABRIC SHELTER

FABRIC SUNSHADES



HIP ROOF FABRIC SHELTER



ROUND POST HYPAR FABRIC SHELTER



SHAWNEE FABRIC SHELTER



SINGLE POST APACHE FABRIC SHELTER

WALKWAY & ENTRY COVERS




WALKWAYS

PRODUCT FEATURES

- ANTI-GRAFFITI, POWDER COATED STEEL STRUCTURE
- TUBULAR POSTS WITH SURFACE MOUNT BRACKETS
- UP TO 10' SPACING ON POSTS
- STRUCTURAL ROOF PANELS, YOUR CHOICE:
 - ALUMINUM ROOF PANEL OPTIONS
 - 24" W PANEL, 8" FLUSH PANEL, 10" V PANEL
 - GALVALUME® STEEL 24" W PANEL
- EXTRUDED ALUMINUM GUTTER

DESIGN OPTIONS

- POLYCARBONATE WIND WALLS
- ALUMINUM RAILING



WALKWAY & ENTRY COVERS



WALKWAY & ENTRY COVERS



ENTRY COVERS

PRODUCT FEATURES

- STRUCTURAL ROOF PANELS
- YOUR CHOICE: 24" W PANEL 8" FLUSH PANEL
- EXTRUDED ALUMINUM GUTTER 6" TALL, WITH 4" GUTTER
- OPTIONAL OVERHEAD BRACES OR POST MODELS DEPENDING ON NEEDS OR BUILDING STRUCTURE



WALKWAY & ENTRY COVERS



SHELTER ACCESSORIES & OPTIONS



SHAWNEE, FULL CANTILEVER

SPORTS STRUCTURES

PRODUCT FEATURES

- PRE-FABRICATED, ANTI-GRAFFITI POWDER COATED TUBULAR STEEL FRAME
- MID POST OR FULL CANTILEVER (BOTH STYLE POSTS ARE STANDARD IN-GROUND MOUNT. SURFACE MOUNT OPTIONAL.)
- EXTRUDED ALUMINUM GUTTERS SENT ON STANDARD MODEL & MOST ROOF OPTIONS.
- STRUCTURAL, INTERLOCKING ROOF PANELS FOR SUPERIOR STRENGTH AND LESS SUPPORTS

DESIGN OPTIONS

- 24" WIDE "W" DESIGN IN HIGH STRENGTH ALUMINUM OR GALVALUME
- OPTIONAL: 8" WIDE FLAT PANEL IN ALUMINUM
- OPTIONAL: 3" THICK INSULATED PANEL
- OPTIONAL: WOOD, TONGUE AND GROOVE IN PINE OR CEDAR WITH SHINGLES.
- BENCH OF WOOD, EXTRUDED ALUMINUM, OR EXPANDED METAL
- TALLER UNIT TO COVER BLEACHERS - NO BENCH
- STADIUM SIZE: 18' PROJECTION WITH CENTER AND SIDES



SHAWNEE, MID POST



SHAWNEE, FULL CANTILEVER

SHELTER ACCESSORIES & OPTIONS



SHAWNEE, FULL CANTILEVER



SHAWNEE, FULL CANTILEVER



SHELTER ACCESSORIES & OPTIONS

ROOF PANEL OPTIONS



24" WIDE "W" PANEL, STRUCTURAL
• ALUMINUM, HIGH STRENGTH ALLOY
• GALVALUME STEEL, ASTM A792 GR50



8" WIDE FLUSH PANEL, STRUCTURAL
• ALUMINUM, HIGH STRENGTH ALLOY



18" WIDE STANDING SEAM PANEL
• GALVALUME STEEL, ASTM A792 GR 50



TONGUE AND GROOVE WOOD
1) SOUTHERN YELLOW PINE
2) WESTERN CEDAR



INSULATED SANDWICH PANEL
3" THICK X 48" WIDE, HIGH DENSITY
POLYSTYRENE BETWEEN TWO LAYERS OF
STUCCO EMBOSSED .032 ALUMINUM

SIMPLE INSTALLATION

- PRE-DRILLED STRUCTURE FOR BOLT TOGETHER ASSEMBLY, SNAP TOGETHER ROOF PANELS AND DETAILED ASSEMBLY INSTRUCTIONS HELP MINIMIZE INSTALLATION COSTS.
- ZINC PLATED, GALVANIZED OR STAINLESS STEEL FASTENERS ELIMINATED RUST AND STAINS. EASIER TO INSTALL

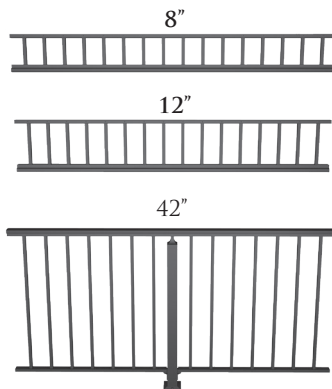
EXTRUDED TRIM COMPONENTS

- EXTRUDED ALUMINUM FASCIA, GUTTER AND RIDGE CAPS ENSURE STRAIGHT FLUSH EDGES ENHANCING A "CLEANER", HIGH QUALITY LOOK.
- EXTRUDED GUTTERS, STRONGER THAN ROLL FORMED TRIM, HELP CONTROL WATER RUN OFF AND SOIL EROSION.

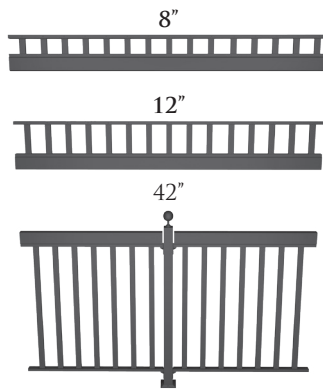
HEAVY DUTY ALUMINUM RAILING

- FOUR STYLES: STANDARD, CLASSIC, CIRCLE, & DIAMOND
- PRE-ASSEMBLED ALUMINUM SECTIONS ARE FASTER TO INSTALL AND NEVER RUST, ELIMINATING MULTIPLE SCRAPPING & REPAINTING
- ALL RAILINGS MEET OSHA, ADA, BOCA SAFETY CRITERIA

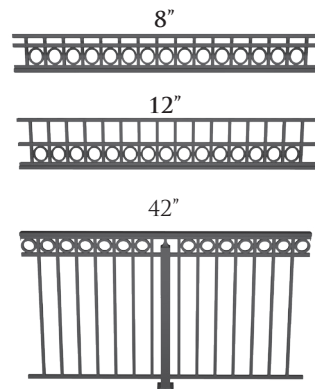
ALUMINUM RAILING OPTIONS



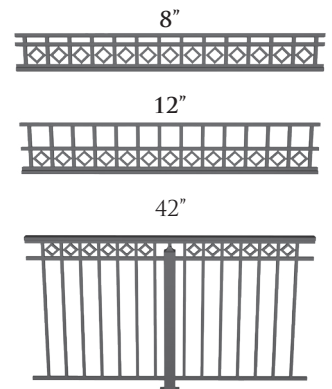
STANDARD RAIL



CLASSIC RAIL



CIRCLE RAIL



DIAMOND RAIL

CUPOLA OPTIONS



LOUVERED OR RAILED CUPOLA
4' X 4' OR 2' X 2' AVAILABLE



OPEN CUPOLA
4' X 4' OR 2' X 2' AVAILABLE



6' X 12' CUPOLA
LOUVERED OR RAILED

FRAME & POST STYLES



C CHANNEL

C CHANNEL SHELTERS ARE THE MOST ECONOMICAL SHELTERS ON THE MARKET AND ARE FORMED INTO A TAPERED "C" WITH 4 EXPOSED ANCHOR BOLTS.



TUBULAR SQUARE

TUBULAR SHELTERS USE A STRAIGHT POST AND HAVE A SINGLE CONCEALED ANCHOR BOLT.

SITE FURNISHINGS



LOOKING FOR PREMIUM QUALITY SITE FURNISHINGS TO COMPLEMENT YOUR NEW SHELTER? PATTERSON-WILLIAMS, A SUBSIDIARY OF AMERICANA BUILDING PRODUCTS INC. HAS YOU COVERED!

OUR SELECTION OF VARIOUS SITE FURNISHINGS ARE A PERFECT MATCH TO THE CRAFTSMANSHIP AND QUALITY OF THE AMERICANA SHELTERS. LIKE OUR SHELTER PRODUCTS, ALL OF THE SITE FURNISHINGS ARE 100% MADE IN THE U.S.A AND HAVE ONE OF THE BEST WARRANTIES IN THE INDUSTRY.

FOR MORE INFORMATION GIVE US A CALL AT 1-888-442-2925
OR VISIT OUR WEBSITE AT WWW.PATTERSON-WILLIAMS.COM



Patterson-Williams

a subsidiary of Americana Building Products Inc

SITE FURNISHINGS



MODEL 3108 ARC SERIES CUSTOM LOGO BENCH



MODEL 1420 "ELAN" PICNIC TABLE & BENCHES

STANDARD: SUPER DURABLE FRAME FINISHES:

1) ANTI-GRAFFITI, SUPER DURABLE POLYESTER TGIC FINISH MEETS AAMA 2604-02 SPECIFICATIONS WHICH HAS A MUCH LONGER LIFETIME THAN INDUSTRY STANDARD TGIC, IS A POWDER COATING 6-9 MILS THICK THAT IS CURED AT 400 DEGREES UNTIL FUSED INTO A SMOOTH COATING. THE SURFACE IS MADE OUTSTANDING BY THE FOLLOWING QUALITIES

- EASY TO CLEAN • GLOSSY SURFACE
- HIGHLY RESISTANT TO WEATHER AND CORROSION
- SMOOTH FLOW, POWDER COAT FINISH

THIS PERMANENT PROTECTION SYSTEM HAS BEEN DESIGNED TO WITHSTAND NUMEROUS CLEAN-UPS AND ITS APPEARANCE WILL BE VIRTUALLY UNALTERED, EVEN AFTER USE OF OUR CHEMICAL CLEANER. SPRAYED PAINT CAN BE REMOVED WITHOUT A TRACE, EVEN AFTER REPEATED CLEAN-UPS, THOUGH A SLIGHT REDUCTION IN THE DEGREE OF GLOSS IS POSSIBLE. INSCRIPTIONS APPLIED WITH MARKING PENS WILL DISAPPEAR COMPLETELY.

2) ARCHITECTURAL MATTE SUPER DURABLE POLYESTER TGIC FINISH MEETS AAMA 2604-02 SPECIFICATIONS WHICH HAS A MUCH LONGER LIFETIME THAN INDUSTRY STANDARD TGIC, IS A POWDER COATING 6-9 MILS THICK THAT IS CURED AT 400 DEGREES UNTIL FUSED INTO A SMOOTH COATING.



PREMIUM FRAME FINISH (UP CHARGE)

ZINC RICH PRIMER 2-3 MILS THICK WITH AN ABOVE FINISH ON TOP. THE ZINC RICH PRIMER WILL ALLOW YOUR STRUCTURE TO STAND UP TO BAD ENVIRONMENTS WITHOUT FEAR OF RUSTING PROBLEMS. THIS PREMIUM FINISH HAS PROVEN TO BE VIRTUALLY RUST FREE AFTER 1000'S OF HOURS IN OUR SALT FOG CHAMBER. THE ZINC PRIMER STOPS RUST FROM SPREADING UNDER THE FINISH WHEN SCRATCHES OR DINGS OCCUR. THIS IS THE ULTIMATE IN PRE FINISHED STEEL STRUCTURE COATINGS.

WARRANTY TERMS

LIFETIME LIMITED WARRANTY

LIFETIME LIMITED WARRANTY ON ALUMINUM AGAINST MATERIAL FAILURE AND CORROSION.

25 YEAR LIMITED WARRANTY

25 YEAR LIMITED WARRANTY ON STEEL AGAINST MATERIAL FAILURE AND DEFECTS.

NEW!

10-15 YEAR LIMITED WARRANTY

10 YEAR LIMITED WARRANTY ON MONOTEC 370 SERIES FR (FIRE RESISTANT) FABRICS.

15 YEAR LIMITED WARRANTY ON MONOTEC 370 SERIES NON FR FABRICS.

LIMITED WARRANTY TO REMOVE AND REPLACE THE FABRIC IF A DEFECT APPEARS AS A RESULT OF UV EXPOSURE. SEE FULL WARRANTY FOR MORE DETAILS.

5 YEAR LIMITED WARRANTY

5 YEAR LIMITED WARRANTY ON ALL POWDER COAT FINISHES (200 AND 500 SERIES).


WITH THE USE OF AMERICANA'S 500 SERIES ANTI-GRAFFITI POWDER COAT FINISH IS GUARANTEED TO ALLOW REMOVAL OF GRAFFITI WITH VIRTUALLY NO CHANGE TO THE FINISH.

AMERICANA WILL NOT BE RESPONSIBLE FOR DAMAGES CAUSED BY OTHERS, BUILDING SETTLEMENT, CORROSION BY MOISTURE, CHEMICAL AND POLLUTION, OR ACTS OF GOD. DAMAGE CAUSED BY VANDALISM, ABNORMAL USE, LACK OF MAINTENANCE, OR INCORRECT INSTALLATION WILL NOT BE COVERED.

STRUCTURAL ROOF PANELS


- PROVIDE A CLEANER LOOK BY ELIMINATING MULTIPLE UNSIGHTLY ROOF SUPPORTS
- SNAP TOGETHER ROOF PANELS COME IN TWO MATERIALS:

- 1) GALVALUME® STEEL: COMBINED BARRIER PROTECTION OF ALUMINUM AND ZINC. 20 YEAR GUARANTEE AGAINST RUST
- 2) HIGH STRENGTH ALUMINUM - RUST PROOF, LIGHTER AND EASIER TO INSTALL



24" WIDE STRUCTURAL "W" ROOF PANEL

- 1) ALUMINUM, STUCCO EMBOSSED
- 2) GALVALUME® 24 GAUGE



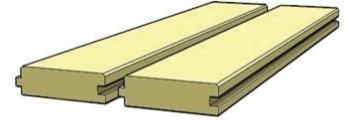
8" WIDE STRUCTURAL FLAT ROOF PANEL

ALUMINUM, MATTE FINISH



18" WIDE STANDING SEAM PANEL

GALVALUME® 24 GAUGE



TONGUE AND GROOVE WOOD

- 1) SOUTHERN YELLOW PINE
- 2) WESTERN CEDAR

ROOF PANEL COLOR OPTIONS



200 SERIES SUPER DURABLE FRAME COLOR OPTIONS



500 SERIES SUPER DURABLE ANTI-GRAFFITI FRAME COLOR OPTIONS



NEW!

FABRIC COLOR OPTIONS



*FR (FIRE RESISTANT FABRICS)



PO Box 1290, Salem IL 62881
1-800-851-0865, Fax: 1-618-548-2890
Sales@Americana.com
www.Americana.com

