

- PORCHES
- PERGOLAS
- DOOR CANOPIES
- METAL AWNINGS
- FABRIC AWNINGS
- WALL SYSTEMS
- ACCESS RAMPS
- MISC



Shown with optional SUPPORT BEAM

**FEATURES:**

- Designed for dent resistance and durability, the perfect cover for areas with a lot of hail
- 10 in. wide roof panel of Galvalume® steel combines barrier protection of aluminum and zinc against cuts and scratches. Guaranteed against rusting for 20-1/2 years, far longer than galvanized or painted steel
- Extruded aluminum gutter and side trim
- Extruded aluminum posts with mounting brackets  
 3 in. square x 8' tall
- Two piece wall channel to adjust roof slope

**Engineering Data for Open Structures**


24 gauge Galvalume Steel

<b>10" Structural "V" Roof Panel</b>						
<b># PER SQ FT</b>						
Simple Span (ft)						
	4'	6'	7'	8'	9'	10'
<b>Live Load</b>	110	75	60	45	35	25

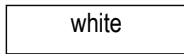


## COMPONENTS


Extruded front gutter and side trim, aluminum



10" V Panel - .024 thickness  
Galvalume® steel roll formed  
Slide or snap together  
Pre-punched for installation




Post 3" square with brackets  
Aluminum in 8' or 10' length  
Posts mount under gutter  
or optional beam



Wall Hanger  
Extruded aluminum 2 piece system al-  
lows virtually any roof pitch and protects  
against damage from ground heaving.




Pre-punched for ease of installation



## OPTIONAL COMPONENTS

Rollformed "C" 4" tall x 2" wide  
Galvalume metal  
Standard beam/post location 6" from front  
or specify max. 24" from front




\_\_\_ Projection from wall to front of cover  
in 1" increments.

\_\_\_ Width along wall in 10" increments

\_\_\_ Add support beam for optional post location

Wall Mounting: Check wall for obstructions

Bird Plugs: use between C Channel and roof panel  
Choice of : aluminum or styrofoam



Will posts mount to:

\_\_\_ Concrete slab \_\_\_ Wood Deck

\_\_\_ Buried in ground...use 10' post/column

UNIT NOT RECOMMENDED  
FOR SNOW AREAS

Downspout Kit  
2 in.x3 in. tube, all elbows, fittings, straps



PORCHES

PERGOLAS

DOOR  
CANOPIES

METAL  
AWNINGS

FABRIC  
AWNINGS

WALL  
SYSTEMS

ACCESS  
RAMPS

MISC