

- PORCHES
- PERGOLAS
- DOOR
CANOPIES
- METAL
AWNINGS
- FABRIC
AWNINGS
- WALL
SYSTEMS
- ACCESS
RAMPS
- MISC



Shown with optional SUPPORT BEAM

FEATURES:

- Designed for light wind and light loads.
 Do not use over 10' projection in snow areas.
- Extruded aluminum gutter and side trim
- Roll-formed aluminum panels 10 in. wide x .019 thick
- Extruded aluminum posts with mounting bracket:
 1-1/2 in. square in 8' or 10' lengths
- Two piece wall channel to adjust roof slope
- Scupper sent to drain water from gutter

Engineering Data for Open Structures


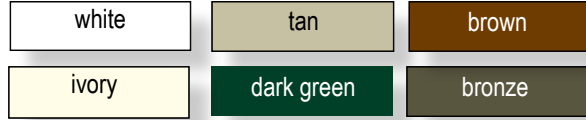
Aluminum 3105 H14/H25 alloy

10" Structural "V" Roof Panel .019 thickness					
# PER SQ FT					
Simple Span (ft)					
Thickness	4'	6'	8'	10'	12'
0.019	217	96.5	54.3	34.8	24.2

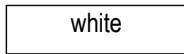



COMPONENTS

Extruded front gutter and side trim, aluminum



10" V Panel - .019 gauge
Aluminum, roll formed
Slide or snap together
Pre-punched for installation




Post 1-1/2" square with brackets
Aluminum in 8' or 10' length



Wall Hanger
Extruded aluminum 2 piece system al-
lows virtually any roof pitch and protects
against damage from ground heaving.

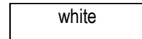


Pre-punched for ease of installation



OPTIONAL COMPONENTS

Rollformed "C" 4" tall x 2" wide
Galvalume metal
Standard beam/post location 6" from front
or specify max. 24" from front



___ Projection from wall to front of cover
in 1" increments.

___ Width along wall in 10" increments

___ Add support beam for optional post location

Wall Mounting: Check wall for obstructions


Will posts mount to:

___ Concrete slab ___ Wood Deck

___ Buried in ground...use 10' post/column

UNIT NOT RECOMMENDED
FOR SNOW AREAS

Bird Plugs: use between C Channel and roof panel
Choice of : aluminum or styrofoam



Downspout Kit
2 in.x3 in. tube, all elbows, fittings, straps

PORCHES

PERGOLAS

DOOR
CANOPIES

METAL
AWNINGS

FABRIC
AWNINGS

WALL
SYSTEMS

ACCESS
RAMPS

MISC