



AMERICANA

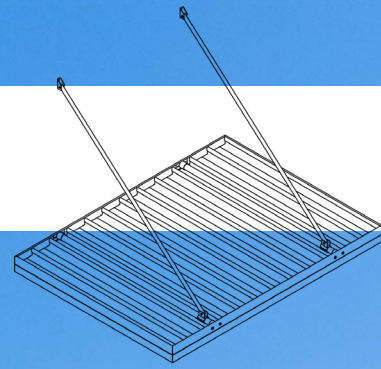
OUTDOORS

Elements for Life *Outside.*[™]
SHADE • SHELTER • SPORT • SITE



W W W . A M E R I C A N A . c o m

Entryway Shelters



Imperial Hanger Rod Canopy Series

Imperial Hanger Rod Canopies are designed to elegantly cover building entryways. This sophisticated canopy offers protection from the elements while enhancing curb appeal. Expertly crafted and durable, the Imperial is a stylish and functional addition to any entrance, ensuring a welcoming experience for visitors and occupants alike.

Sizes: Ranging from 2' 6"-10' projection and 4'-25'+ wide. Widths upwards of 1000'+ with splices.

Structure: Pre-fabricated, powder coated Aluminum components.

Gutters / Fascia: Extruded Aluminum, 6", 8", or 12" fascia with 4" gutter.

Standard Roof System:

8" Aluminum Roll Formed Flat Panel with Extruded Aluminum Gutters.

Optional Roof System:

6" Aluminum Extruded Flat Panel, with Extruded Aluminum Gutters.

24" Aluminum "W" Panel with Extruded Aluminum Gutters.

10" Aluminum Roll Formed "V" panel.


1.5" square Aluminum Extruded Lattice.

Supports: Overhead "Hanger Rod" braces.

Add-On Accessories: Crown Molding.



Entryway Shelters



Imperial Post Supported Canopy Series

Imperial Post Supported Canopies are designed to elegantly cover building entryways. This sophisticated canopy offers protection from the elements while enhancing curb appeal. Expertly crafted and durable, the Imperial is a stylish and functional addition to any entrance, ensuring a welcoming experience for visitors and occupants alike.

Sizes: Ranging from 2' 6"-10' projection and 4'-25'+ wide. Widths upwards of 1000'+ with splices.

Structure: Pre-fabricated, powder coated Aluminum components.

Gutters / Fascia: Extruded Aluminum, 6", 8", or 12" fascia with 4" gutter.

Standard Roof System:

8" Aluminum Roll Formed Flat Panel with Extruded Aluminum Gutters.

Optional Roof System:

6" Aluminum Extruded Flat Panel, with Extruded Aluminum Gutters.

24" Aluminum "W" Panel with Extruded Aluminum Gutters.

10" Aluminum Roll Formed "V" panel.

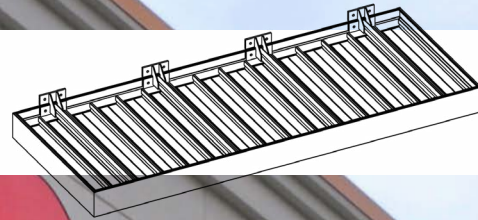
1.5" square Aluminum Extruded Lattice.

Supports: Extruded Aluminum Posts.

Add-On Accessories: Crown Molding.



Entryway Shelters



Imperial Cantilever Canopy Series

Imperial Cantilever Canopies are designed to elegantly cover building entryways without any visible supports, providing a "floating" stylization. This sophisticated canopy offers protection from the elements while enhancing curb appeal. Expertly crafted and durable, the Imperial is a stylish and functional addition to any entrance, ensuring a welcoming experience for visitors and occupants alike.

Sizes: Ranging from 2' 6"-5' projection and 4'-25'+ wide. Widths upwards of 1000'+ with splices.

Structure: Pre-fabricated, powder coated Aluminum components.

Gutters / Fascia: Extruded Aluminum, 6", 8", or 12" fascia with 4" gutter.

Standard Roof System:

8" Aluminum Roll Formed Flat Panel with Extruded Aluminum Gutters.

Optional Roof System:

6" Aluminum Extruded Flat Panel, with Extruded Aluminum Gutters.

24" Aluminum "W" Panel with Extruded Aluminum Gutters.

10" Aluminum Roll Formed "V" panel.

Supports: "Hidden" Cantilever Mounts.

Add-On Accessories: Crown Molding.





Frame Color Options

Our Americana Industrial Coatings division enables us to powdercoat all of our products in-house, setting us apart from our competitors. This grants us complete authority over pricing, quality, and production times, allowing us to transfer these benefits to our customers.

Super Durable Frame Color Options

 205 ORANGE RAL 2004	 215 YELLOW	 220 RAVEN (TEXTURED)	 235 NAVY BLUE RAL 5003	 240 ROYAL BLUE RAL 5005	 242 SKY BLUE RAL 5015
 245 CAST BRONZE RAL 8019	 265 HUNTER GREEN RAL 6005	 270 QUARTZ GRAY RAL 7039	 275 SLATE GRAY	 285 RED RAL 3001	 290 SILVER
 815 ASH GRAY	 820 CHARCOAL GRAY	 840 COLONIAL RED	 865 LIGHT GREEN		

Super Durable & Anti Graffiti Frame Color Options

 510 BLACK	 515 REGAL BLUE	 520 BRONZE	 525 BROWN	 530 CLAY	 535 IVORY
 540 TAN	 545 TERRA COTTA	 550 WHITE	 555 DARK GREEN		

Roof Panel Colors & Options

We take great pride in producing a majority of our roof panel options in-house, which gives us complete control over the quality and production schedule. By doing so, we are able to provide our customers with top-notch products while also passing on cost savings

8" Aluminum Structural Flat Panel



Coverage Width - 8"
Minimum Slope - 1/2:12
Thickness - .024", .032", & .040"
Finish - Smooth Matte Finish
Coatings - DuraCoat XT40 Ceranamel
Rib Spacing - N/A
Rib Height - 2-5/8"

 275 SLATE GRAY	 510 BLACK	 520 BRONZE	 540 TAN
 550 BONE WHITE	 560 ANODIZED		

10" Aluminum "V" Panel Stucco Embossed



Coverage Width - 10"
Minimum Slope - 1/2:12
Finish - Stucco Embossed
Coatings - Super Durable Polyester
Rib Spacing - N/A
Rib Height - 2-3/4"

 WHITE	 IVORY
---	---

6" Aluminum Extruded Flat Panel



Coverage Width - 6"
Minimum Slope - 1/2:12
Thickness - .065"
Finish - Smooth Gloss Finish
Coatings - Super Durable Polyester
Rib Spacing - N/A
Rib Height - 2-7/8"



Powder coat finish available in all frame colors. Full RAL color palette available at additional cost.

1.5 x 1.5" Aluminum Lattice Tube



Coverage Width - 1.5"
Minimum Slope - 1/2:12
Finish - Smooth Gloss Finish
Coatings - Super Durable Polyester
Rib Spacing - N/A
Rib Height - N/A




Powder coat finish available in all frame colors. Full RAL color palette available at additional cost.



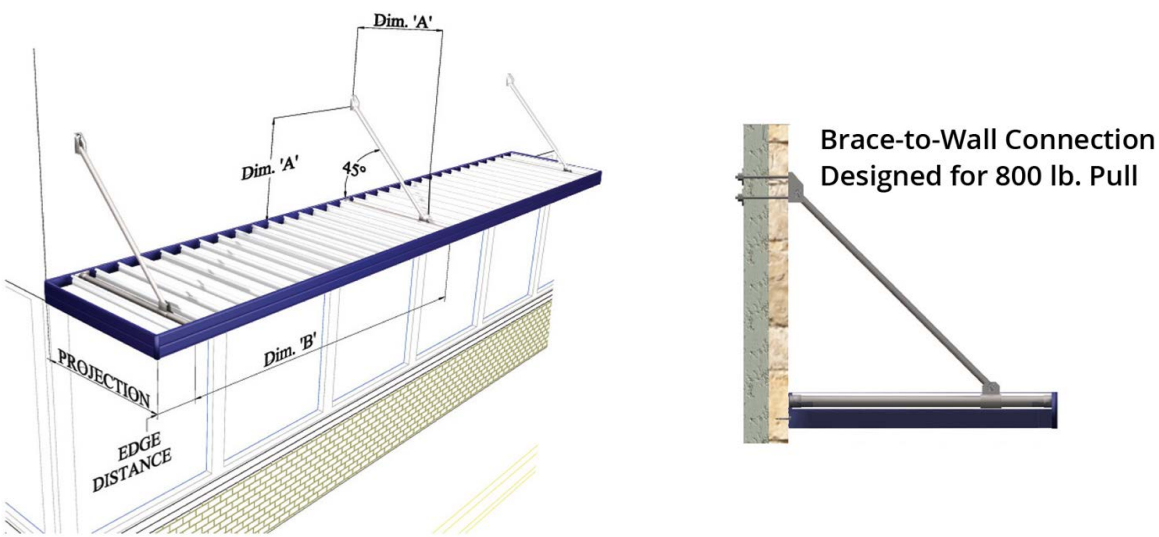
Fascia, Gutter, & Escutcheon Plate Options

Our 6", 8", and 12" Extruded Aluminum Gutter can be accented with 4.5" Crown Molding.



Engineering & Installation

Designed & Engineered using precut mechanically fastened components for quick & easy installation with minimal in-field preparations. Zinc plated, galvanized or stainless steel fasteners eliminate rust and stains.



B = Distance between supports at load in lbs per sq ft

A	Projection	B @ 22.6#	B @ 32.6#	B @ 42.5#
3'	4'	10' 0"	9' 2"	7' 0"
4'	5'	10' 0"	7' 10"	6' 0"
5'	6'	9' 10"	6' 10"	5' 2"
6'	7'	8' 8"	6' 0"	4' 7"
7'	8'	7' 9"	5' 4"	4' 1"
8'	9'	7' 0"	4' 10"	3' 8"
9'	10'	5' 8"	4' 6"	3' 4"

Engineering Requirements
NEED TO MEET SITE SPECIFIC LOAD REQUIREMENTS? CALL FOR CUSTOM QUOTES

Sales & Installation Support

Design and engineering support and documentation to satisfy local requirements: Heavy Snow, Seismic, High Winds, Hail, Custom Designs & Sizes.

Average standard lead times are 6-8 weeks from receipt of approved order. Lead times may vary on design criteria.

Installation and sales support available M-F (8am-5pm) central standard time.

Since Americana is a custom manufacturer, non-standard items are routinely fabricated with no delays. Minimal extra charges may be incurred for engineering.

Warranty Terms

Lifetime Limited Warranty

Lifetime Limited Warranty on aluminum against material failure and corrosion.

25 Year Limited Warranty

25 Year Limited Warranty on steel against material failure and defects.

10 Year Limited Warranty

10 Year Limited Warranty on Sunbrella, Sheerweave, & Solamesh Fabrics

10 Year Limited Warranty on all powder coat finishes (200, 500 and 800 series).

With the use of Americana's 500 Series Anti-graffiti powder coat finish is guaranteed to allow removal of graffiti with virtually no change to the finish.

5 Year Limited Warranty

5 Year Limited Warranty on Soltis 86 fabrics.

1 Year Warranty

1 Year warranty against defects in materials and workmanship.

Period of Coverage:

The warranty period begins on the date of the original shipment.

What Americana Will Do To Correct Problems:

If defects or damage of the kind mentioned above should occur within the warranty period, Americana will replace the defective parts only; FOB its plant at Salem, Illinois, upon receiving the written and documented claim of the purchaser.

Warranty Exclusions:

Because of the normal aging and weathering of materials, it may not be possible to perfectly match the colors of original parts and replacement parts. Americana will not provide or pay for the installation of such replacement parts. Americana shall not be responsible for weather-related failures, damages due to faulty installation, misuse or abuse of the product, or for consequential damages, including personal injuries or property damages. There are no warranties, express, or implied, which extend beyond the description on the face hereof.

How To File A Warranty Claim:

If you believe that you have a claim under this warranty, submit a copy of your original receipt or other reasonable evidence of the date of purchase, the identity of the product, and photos and a description of the allegedly defective product to the address below. Please also include your name, address, and phone number so that a customer service representative can respond to your submission. The ultimate determination of the existence and extent of any claimed defect under this warranty shall be made by Americana in its sole discretion.

Submit Claims To:

Americana Outdoors, Inc, Warranty Claim
P.O. Box 1290
Salem, IL 62881



PO Box 1290, Salem IL 62881

1-800-851-0865, Fax: 1-618-548-2890

Sales@Americana.com

www.Americana.com



2024 IMPERIAL CATALOG