



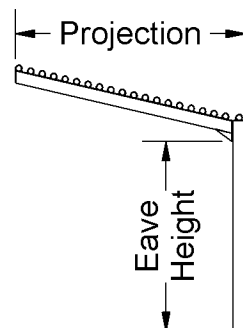
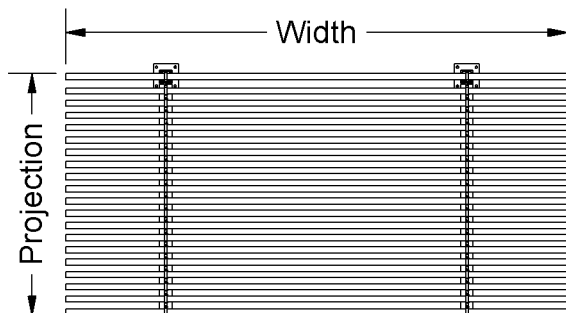
Round Lattice

Product Features:

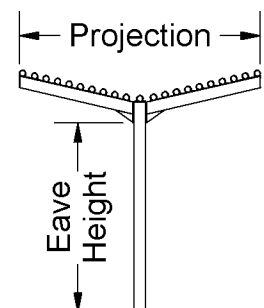
- Latticework structure designed to provide filtered shade
- Pre-fabricated, anti-graffiti powder coated steel frame designed as single arm or double arm
- Round extruded aluminum lattice tubes

Size	Posts
8' x 10'	2
10' x 20'	2
10' x 30'	4
12' x 40'	5

Custom sizes available



Single Arm



Double Arm